

**How to cite this article/Cómo citar este artículo:**

Delgado-Ortega L, Ginés Rubió J, Garcías de España MC, Carcedo D, Cordero Puentes L, Moya de Alarcón C. Economic impact of olaparib on maintenance treatment of patients with BRCA-mutation positive, platinum-sensitive relapsing high-grade serous epithelial ovarian cancer in Spain. *Farm Hosp.* 2018;42(3):95-102.



## ORIGINALS

## Economic impact of olaparib on maintenance treatment of patients with BRCA-mutation positive, platinum-sensitive relapsing high-grade serous epithelial ovarian cancer in Spain

Impacto económico de olaparib en el tratamiento de mantenimiento de mujeres con cáncer de ovario epitelial seroso de alto grado en recaída, platino sensibles y con mutación BRCA en España

Laura Delgado-Ortega<sup>1</sup>, Jordi Ginés Rubió<sup>2</sup>, María del Carmen Garcías de España<sup>3</sup>, David Carcedo<sup>4</sup>, Luis Cordero Puentes<sup>1</sup>, Carlota Moya de Alarcón<sup>1</sup>

<sup>1</sup>AstraZeneca, Madrid. Spain. <sup>2</sup>Pharmacy Service, University Hospital Son Espases, Palma de Mallorca, Baleares. Spain. <sup>3</sup>Medical Oncology Service, Son Espases University Hospital, Palma de Mallorca, Baleares. Spain. <sup>4</sup>Oblikue Consulting, Barcelona. Spain.

**Author of correspondence**

Laura Delgado-Ortega  
Calle Serrano Galvache, 56  
28033 Madrid. España.

Correo electrónico:  
laura.delgado@astrazeneca.com

Recibido el 22 de septiembre de 2017;  
aceptado el 16 de febrero de 2018.

DOI: 10.7399/fh.10904

**Abstract**

**Objective:** To estimate the economic impact of the introduction of olaparib in the Spanish National Health System as maintenance monotherapy in patients with BRCA-mutation positive high-grade serous ovarian cancer.

**Method:** A budget impact model was developed from the Spanish NHS perspective and a time horizon of 5 years for four treatment lines. The model included prevalent and incident patients estimated according to Spanish epidemiological data. Patients moved between treatment lines according to the progression-free survival and overall survival curves obtained from the respective clinical trials. Only direct costs (€ 2017) were considered: pharmacological, administration, adverse effects and genetic tests. The robustness of the model was verified by a univariate sensitivity analysis.

**Results:** The use of olaparib meant that, after 5 years, 6% fewer patients progressed to later lines compared to scenario without olaparib, remaining longer in the second line and delaying the initiation of subsequent lines. The total estimated budgetary impact ranged between € 1.6 and € 5.4 million (1-5 years). The economic impact associated to the introduction of olaparib is partially offset by the lower cost of chemotherapy, related adverse events, and palliative care in patients with olaparib than in patients without it.

**KEYWORDS**

Olaparib; Ovarian neoplasm; BRCA1 genes; BRCA2 genes; Economic evaluation; Poly(ADP-ribose) Polymerase inhibitors; Budget impact analysis.

**PALABRAS CLAVE**

Olaparib; Neoplasia ovárica; Genes BRCA1; Genes BRCA2; Evaluación económica; Poli(ADP-ribosa) Inhibidores de la polimerasa; Análisis del impacto presupuestario.

**Resumen**

**Objetivo:** Estimar el impacto económico de la introducción de olaparib en el Sistema Nacional de Salud como monoterapia de mantenimiento en pacientes con cáncer de ovario seroso de alto grado y mutación BRCA.

**Método:** Se desarrolló un modelo de impacto presupuestario desde la perspectiva del Sistema Nacional de Salud y un horizonte temporal de cinco años a lo largo de cuatro líneas de tratamiento. El modelo incluye pacientes prevalentes e incidentes estimadas a partir de datos epidemiológicos españoles. Los pacientes se mueven entre las líneas de tratamiento en función de las curvas de supervivencia libre de progresión y supervivencia global obtenidas de los respectivos ensayos clínicos. Solo se consideraron costes directos (€ 2017): farmacológicos, de administración, efectos adversos y test genéticos. La robustez del modelo se ha comprobado a través de un análisis de sensibilidad univariante.

**Resultados:** El uso de olaparib conllevó que, tras cinco años, un 6% menos de pacientes progresaran a líneas posteriores, en comparación al escenario sin olaparib, permaneciendo más tiempo en segunda línea y retrasando el inicio de líneas subsiguientes. El impacto presupuestario total estimado osciló entre 1,6 y 5,4 millones de euros (1-5 años). Este impacto económico se ve parcialmente compensado por los costes de la quimioterapia, el manejo de sus efectos adversos y los cuidados paliativos, los cuales producen ahorros para el Sistema Nacional de Salud.



Los artículos publicados en esta revista se distribuyen con la licencia  
Articles published in this journal are licensed with a  
Creative Commons Attribution 4.0  
<https://creativecommons.org/licenses/by-nc-nd/4.0/>  
La revista Farmacia no cobra tasas por el envío de trabajos,  
ni tampoco por la publicación de sus artículos.

**Conclusions:** Olaparib as maintenance treatment in patients with BRCA-mutation positive high-grade serous ovarian cancer increases progression-free survival and delays the use of subsequent chemotherapy, with an budgetary impact for the Spanish National Health System of 5.4 million euros after 5 years.

## Introduction

Ovarian cancer (OC) was the fifth most frequently diagnosed cancer in women in Spain in 2015 with 3,228 new cases, ranking sixth in terms of 5-year prevalence with 7,925 cases in 2012<sup>1</sup>. In spite of continuous advances in the identification of hereditary OC, surgery and the introduction of new therapies<sup>2</sup>, OC mortality remains considerable. In 2012, OC was, after breast cancer (15.5%)<sup>1</sup>, the sixth leading cause of cancer death in women and the second cause of gynaecological cancer in Spain. The high mortality associated to OC may be explained, at least in part, by the non-specific clinical presentation, which makes an early diagnosis difficult and means that approximately 75% of patients are diagnosed at advanced stages<sup>3</sup>, leading to a worse prognosis, with a 5-year survival rate of 18.6% for stage IV<sup>4</sup>.

The majority of histological types of OC are of epithelial origin (~90%)<sup>5</sup> and, of these, high-grade serous ovarian cancer (HGSOC) is the most common, accounting for 70% of cases<sup>6</sup>. Additionally, it is characterized by a potential alteration in the BRCA1 and BRCA2 oncogenes in approximately 20% of cases<sup>7</sup>.

Each histological and/or molecular subtype is associated with distinct clinical behaviour, but historically they have been treated as a single entity. The combination of surgery and platinum-based chemotherapy is the gold standard for the first-line treatment<sup>2</sup> of patients at advanced stages. However, 70% of patients relapse at 3 years<sup>5</sup>, resulting in multiple treatment lines. Most patients respond to platinum therapy and are considered platinum-sensitive when there is a progression-free period of >6 months from the last dose<sup>2</sup>. Standard treatment may be combined with anti-angiogenic therapy administered as maintenance monotherapy until progression, as it has been suggested that maintenance therapies administered to patients with a partial or complete response to chemotherapy may delay or even prevent recurrences<sup>8</sup>.

Olaparib has recently been approved as maintenance monotherapy in adult patients with BRCA mutation positive, platinum-sensitive (complete or partial) recurrent epithelial ovarian, primary peritoneal, or fallopian tube cancer. Olaparib is a poly ADP ribose polymerase inhibitor (PARPi), an enzyme involved in the repair of damaged DNA. It is the first approved PARPi and the only oral maintenance therapy in this subgroup of patients, and has been shown to delay disease progression<sup>9</sup>, although its economic impact for the Spanish health system has not been estimated yet.

The objective of this study was to estimate the economic impact of the introduction of olaparib in the Spanish National Health System (SNS) as maintenance monotherapy in adult patients with BRCA-mutation positive HGSOC across different treatment lines.

## Methods

A model was developed in Microsoft Excel 2013 with the different therapeutic sequences recommended through which a patient cohort moves across four treatment lines. The perspective of the analysis was the National Health System (NHS) and time horizon was 5 years. Two clinically equivalent cohorts of patients were compared in the two scenarios: with and without olaparib.

## Target population

The model included prevalent and incident patients diagnosed with BRCA-mutation positive, platinum-sensitive (PSR) HGSOC according to the indication for olaparib. The annual incidence and the prevalence of OC in Spain were obtained from the GLOBOCAN database<sup>1</sup>. Prevalent patients enter the model in first year of the analysis from the second line of treatment onwards, while incident patients enter the model each year in the first line of treatment.

**Conclusiones:** Olaparib como tratamiento de mantenimiento en pacientes con cáncer de ovario seroso de alto grado y mutación del gen BRCA aumenta la supervivencia libre de progresión y retrasa la utilización de quimioterapia posteriores, con un impacto presupuestario para el Sistema Nacional de Salud de 5,4 millones de euros tras 5 años.

The base case scenario considered that 75% of patients would have advanced OC<sup>3</sup>, with 90% having epithelial histology<sup>5</sup> and 70% high-grade serous cancer<sup>6</sup>. It was assumed that 70% of patients undergo BRCA1/2 gene testing, with 20% being positive for a deleterious mutation in one of these genes<sup>7</sup>. Finally, it was considered that 91% of incident patients would start first line treatment with platinum-based chemotherapy, and that 65% of prevalent patients had previously been treated with at least one line of chemotherapy to which they responded<sup>10</sup>. The 341 estimated prevalent patients in the first year of the analysis were distributed between treatment lines as follows: 27%, 34%, 22% and 17% for the 2nd, 3rd, 4th and >4th lines, respectively (data on file). All these calculations for target population are shown in table S1 (*Supplementary Material*).

## Treatment alternatives

Across all treatment lines, patients received a 6-cycle platinum-based chemotherapy regimen consisting of the combination of carboplatin plus paclitaxel, gemcitabine or pegylated liposomal doxorubicin (PLD) following the recommendations of guidelines<sup>2</sup> and the indications of the summary of product characteristics. Subsequently, patients received maintenance treatment until disease progression, consisting in: either watch and wait (W&W), bevacizumab or olaparib (Figure 1). The assumed distribution of use according to market data (data on file) of each doublet chemotherapy and maintenance therapy is shown in tables S2 and S3 (*Supplementary Material*).

## Clinical parameters

Patients advance through treatment lines or exit the model according to the progression-free survival (PFS) and overall survival (OS) curves obtained from the corresponding pivotal clinical trials. The probability of progression to the next line of treatment was obtained from the difference between the PFS and OS curves, that is, in each cycle of the model patients who changed therapeutic line were the living patients (based on OS curve) who experienced progression (based on PFS curve).

The PFS curves of W&W and olaparib were developed according to the Kaplan-Meier (KM) curves reported in Study 19 for BRCA mutation positive patients<sup>11</sup>, where the median PFS was 11.2 months for olaparib and 4.3 months for W&W. This study included patients who had received at least two lines of chemotherapy, so the same curve was used in these alternatives for all treatment lines from the second onwards. For bevacizumab, the KM PFS curves reported in the GOG-218<sup>12</sup> study were used for the first line and the OCEANS<sup>13</sup> study for the second line.

Because the clinical trials of bevacizumab and olaparib showed no statistically significant differences in OS versus the comparator, a single OS curve was developed for each line, regardless of the maintenance treatment administered.

Therefore, it was decided to develop exponential curves based on the average of the median OS reported in the bevacizumab studies, since they were specific for first and second treatment lines, using the GOG-218 study (39.5 months) for the first line<sup>12</sup> and the OCEANS study (33.3 months) for the second line<sup>13</sup>. In the absence of specific OS data for the third and fourth lines, and to simulate the decrease in survival in these lines, a correction factor was applied to the median OS calculated in the previous line. For this purpose, the same reduction in OS that was reported in the study by Hanker *et al.* was assumed<sup>14</sup>. Therefore, applying a correction factor of 64% with respect to the second line and 79% with respect to the third line, the calculated median OS in the third and fourth lines were 21.3 and 16.8 months, respectively. It was assumed that all patients that progressed beyond the fourth line would undergo palliative care for five months and until death.

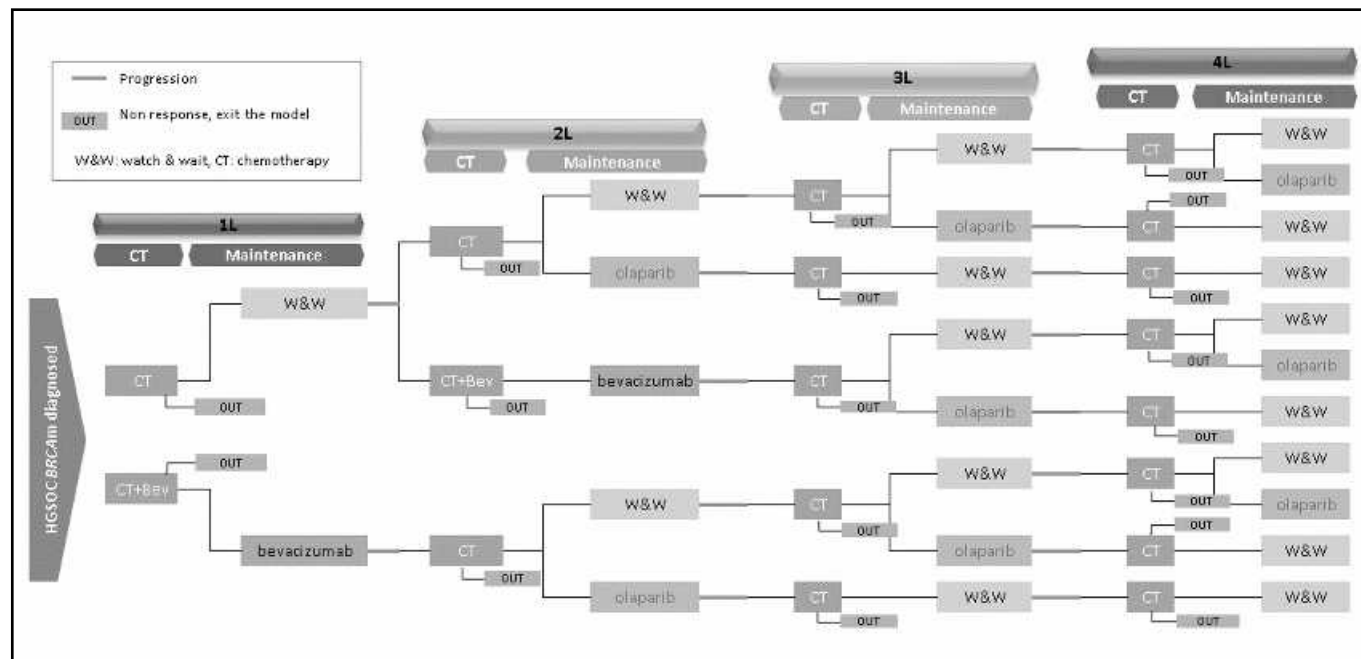


Figure 1. Bev: bevacizumab; W&W: watch and wait; OUT: leaves the model due to death.

## Resource use and costs

The analysis only included direct costs (€ 2017): pharmacological, administration, adverse events (AE) associated with chemotherapy and the cost of BRCA gene testing (in the scenario with olaparib).

The ex-factory price<sup>15</sup> was used to calculate the pharmacological costs, applying the corresponding deduction according to RDL 08/2010 (7.5% for bevacizumab and 4% for olaparib)<sup>16</sup>. The dosage recommended in the summary of product characteristics for each product (used in respective clinical trials as well) was used<sup>9</sup>, selecting the most economical packaging and considering the optimization of vials. To calculate intravenous (IV) doses, a mean weight of 73 kg<sup>17</sup>, as reported in the OCEANS study for patients with OC (close to that reported in Study 19—mean of 73.3 kg), and a mean body surface area of 1.76m<sup>2</sup> were used (calculated from the weight and height reported by the National Institute of Statistics for the Spanish population). The unit cost of one IV administration was € 263.46<sup>18</sup>. The estimated monthly (4 weeks) costs were between € 870.01 and € 1.402.36 for platinum-based chemotherapy, € 4,648.87 for bevacizumab and € 4,780.80 for olaparib as maintenance treatment (Table S4, *Supplementary Material*).

The duration of treatment considered was 4.5 months (6 cycles) for doublet chemotherapy and until progression (according to PFS) for maintenance treatments (bevacizumab or olaparib). In the case of palliative treatment, a cost of € 838.71€ was considered for the 5 months prior to death<sup>19</sup>.

The cost of AE due to chemotherapy (with a frequency > 1% in the ICON7 study<sup>20</sup>) was calculated as the weighted mean of the unit cost of each event<sup>18</sup> and the percentage of patients who experienced it during the study. The weighted cost attributed to AE due to chemotherapy was € 183.85 (Table S5, *Supplementary Material*).

In the scenario with olaparib, where patients had been tested for the BRCA mutation, the cost of the genetic test was € 1,214.88<sup>21</sup>.

## Sensitivity analysis

To evaluate the robustness of the results and determine their influence on the base case results, a univariate sensitivity analysis was performed, modifying individually the parameters with the greatest uncertainty. Therefore, parameters analysed were: the target population ( $\pm 5\%$  of the parameters related to BRCA testing), correction factors for OS in the 3rd and 4th lines ( $\pm 50\%$ ), market shares of olaparib in the 2nd 3rd and 4th

lines ( $\pm 20\%$ ), alternative parametrization of PFS curve for olaparib (log-normal distribution) based on Hettle *et al.*<sup>22</sup>, duration of maintenance treatment (maximum duration of 16.5 months for olaparib and 15 months for bevacizumab in the 1st line<sup>9</sup>), weight and body surface area ( $\pm 20\%$  and  $\pm 10\%$ , respectively), olaparib dose (mean 659.7 mg in Study 19<sup>11</sup>), chemotherapy cost ( $-25\%$  and  $+25\%$  considering brand PDL) and the unit costs of BRCA testing and IV administration ( $\pm 50\%$  and  $\pm 20\%$ , respectively).

## Results

The results of the base case analysis show that the use of olaparib would generate an additional cost for the NHS of € 5 million in the third year, remaining stable until the fifth year. Although the economic impact of the cost of maintenance treatment and BRCA testing is positive, it was partially offset by the cost of chemotherapy and their related AEs, and the cost of palliative care, that were lower in patients with olaparib than in patients without olaparib (Table 1). In Supplementary Material (Table S6) shows cost breakdown by treatment line, considering only drug and administration costs.

These results are conditioned by the clinical benefit provided by olaparib, since its use prolongs the PFS in comparison with the W&W alternative. In this context, after 5 years, it is estimated that 6% more women (167/584 vs 131/584) would remain free of progression in the second line of treatment in the scenario with olaparib, meaning that patients remain in early treatment lines for longer and the use of subsequent chemotherapy is delayed (Figure 2).

The results of the sensitivity analysis show that the greatest variability in the base case results occurred in the calculation of the target population, with changes of around 30-35% with respect to the base case. The remaining parameters analysed had a more moderate influence, ranging from 25% for the duration of maintenance treatment to 1% for the unit costs of BRCA testing and IV administration (Figure 3).

## Discussion

Historically, ovarian cancer has been treated as a single entity, being surgery and the combination of platinum-based chemotherapy the gold standard. Even so, relapse rates remained high, resulting in multiple treatment

**Table 1.** Overall results of the scenarios without and with olaparib and the resulting budgetary impact

SCENARIO WITHOUT OLAPARIB	Year 1	Year 2	Year 3	Year 4	Year 5
Chemotherapy	€ 3,305,189	€ 2,442,174	€ 2,625,199	€ 2,783,894	€ 2,913,416
Adverse events due to chemotherapy	€ 90,650	€ 54,336	€ 55,738	€ 58,111	€ 60,066
Maintenance	€ 4,847,396	€ 6,264,077	€ 6,811,074	€ 7,047,504	€ 7,261,956
Palliative	€ 364,656	€ 231,366	€ 180,551	€ 168,500	€ 201,455
BRCA genetic test	€ 0	€ 0	€ 0	€ 0	€ 0
<b>TOTAL</b>	<b>€ 8,607,891</b>	<b>€ 8,991,954</b>	<b>€ 9,672,562</b>	<b>€ 10,058,009</b>	<b>€ 10,436,893</b>
SCENARIO WITH OLAPARIB	Year 1	Year 2	Year 3	Year 4	Year 5
Chemotherapy	€ 3,238,291	€ 2,365,355	€ 2,511,687	€ 2,660,110	€ 2,786,522
Adverse events due to chemotherapy	€ 90,650	€ 53,144	€ 54,453	€ 56,643	€ 58,621
Maintenance	€ 6,328,421	€ 9,261,882	€ 11,983,773	€ 12,433,261	€ 12,589,215
Palliative	€ 358,776	€ 186,630	€ 138,966	€ 126,294	€ 156,484
BRCA genetic test	€ 256,415	€ 259,530	€ 262,611	€ 265,613	€ 268,683
<b>TOTAL</b>	<b>€ 10,272,553</b>	<b>€ 12,126,542</b>	<b>€ 14,951,489</b>	<b>€ 15,541,922</b>	<b>€ 15,859,524</b>
BUDGETARY IMPACT	Year 1	Year 2	Year 3	Year 4	Year 5
Chemotherapy	€ -66,898	€ -76,819	€ -113,512	€ -123,784	€ -126,895
Adverse events due to chemotherapy	€ 0	€ -1,192	€ -1,285	€ -1,468	€ -1,445
Maintenance	€ 1,481,025	€ 2,997,805	€ 5,172,698	€ 5,385,757	€ 5,327,259
Palliative	€ -5,880	€ -44,735	€ -41,585	€ -42,206	€ -44,971
BRCA genetic test	€ 256,415	€ 259,530	€ 262,611	€ 265,613	€ 268,683
<b>TOTAL</b>	<b>€ 1,664,662</b>	<b>€ 3,134,588</b>	<b>€ 5,278,927</b>	<b>€ 5,483,913</b>	<b>€ 5,422,632</b>

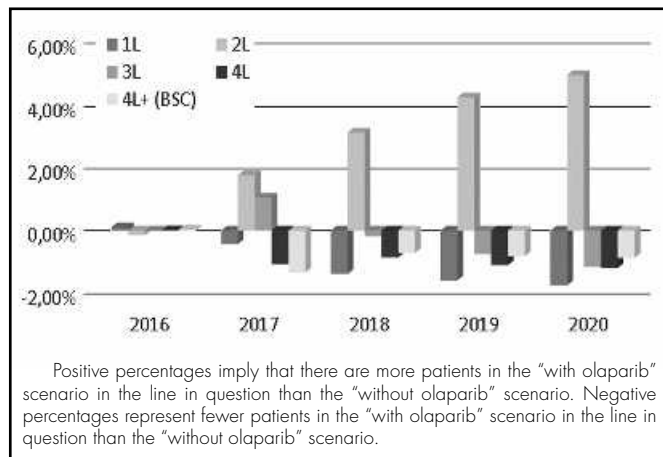
lines, with disease-free intervals becoming shorter, and eventually resistance and reduced survival.

Today, in the era of personalized medicine, there is a demand for target treatments specifically for a population previously identified through a predictive biomarker of response, ensuring the patients who benefit most from treatment are selected.

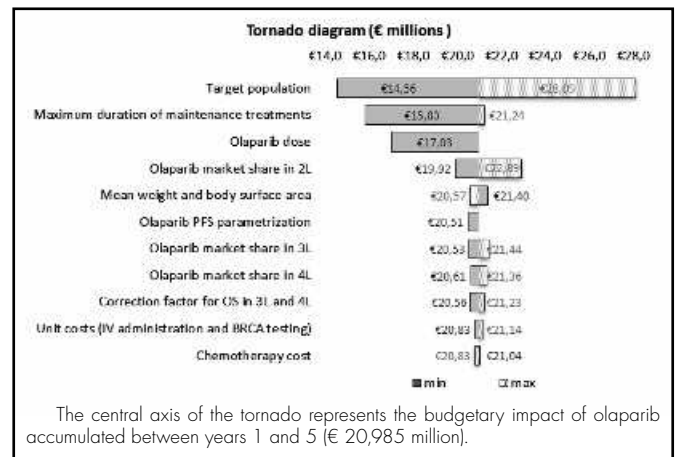
The recent approval of olaparib for treatment of patients with BRCA-mutation positive HGSOC is, thanks to its PARP inhibition mechanism, an innovative new therapeutic option for BRCA-mutation positive OC, since it allows the selection of those patients who benefit the most and therefore it leads to a more efficient use of economic resources<sup>23</sup>. As maintenance the-

rapy, olaparib can prolong the duration of tumour remission and thus increase the time to progression, as well as favouring the control of disease-related symptoms, and delaying the need for subsequent lines of chemotherapy, thus maintaining or improving the quality of life.

There are few economic evaluations in OC, although in the recent years the number of pharmacoeconomic studies published following the approval of olaparib<sup>24</sup> and, in greater numbers, bevacizumab, has increased<sup>25,28</sup>. The majority of these studies are cost-effectiveness studies using Markov models to compare the costs and long-term effects of introducing olaparib or bevacizumab as maintenance treatment for OC. No budget impact studies have been identified in this context.



**Figure 2.** Percentage difference in the distribution of patients between treatment lines in the "with olaparib" scenario with respect to the "without olaparib" scenario. BSC: Best supportive care.



**Figure 3.** Univariate sensitivity analysis tornado diagram, cumulative 5-year result. PFS: progression-free survival. OS: overall survival. IV: intravenous.

Therefore, the present analysis is the first to determine the economic impact of the introduction of olaparib as maintenance therapy in different OC treatment lines. In addition, by modelling the patient flow between successive treatment lines based on the PFS and OS, the analysis allows to estimate the proportion of women who might benefit from receiving effective maintenance therapies in the short term, delaying subsequent lines of chemotherapy.

In economic terms, the results of the analysis show that the scenario with olaparib would generate an additional cost for the Spanish NHS of € 1.6 to € 5.4 M from the first to the fifth year. This is because olaparib can be used in patients where the only option was W&W until progression, which did not involve pharmaceutical expenditure. In addition, considering that the total expenditure on cancer drugs in Spain in 2016 was € 1,920 million<sup>29</sup>, the additional cost of introducing olaparib would represent 0.09% of it, in the first year and 0.28% at five years.

Based on the study results, olaparib provides collateral savings despite the higher pharmaceutical costs because a greater percentage of patients stay in early therapeutic lines for longer, incurring less costs associated with the administration of subsequent chemotherapy and palliative treatments. At the same time, it is expected that the increased pharmacological costs associated with olaparib could have been mitigated if other types of direct costs were included in the analysis, such as medical visits, hospital stay and emergency admissions, as well as indirect costs due to lost work productivity of the patient or caregiver. In Spain, Antoñanzas *et al.*<sup>30</sup> calculated the direct and indirect costs associated with various types of cancer. Although they did not include OC, they did report the results in cervical cancer, which amounted to € 49M per year in direct costs and € 43M per year in lost productivity. An Italian study by Angioli *et al.*<sup>31</sup> estimated that the mean annual cost for each caregiver during the first-line treatment of OC was € 10,981, with 3% of total work days lost.

The present analysis has some limitations, including those inherent to pharmacoeconomic models analysing successive lines of treatment, which can make it difficult to correctly represent clinical reality. In this respect, due to the lack of efficacy data conditioned on previous treatments, reported data on the efficacy of maintenance therapies according to the treatment line (in bevacizumab) and assuming the same efficacy for all the lines on olaparib were used. The efficacy of some these drugs might vary according to previous treatment or the time elapsed since the previous treatment.

Another limitation in the modelling of the OS is that we used an exponential parametric approach to construct the curves, allowing adjustment according to the median values. In addition, since specific survival data for each line was not available, correction factors were applied to avoid overestimating the number of women in the most advanced lines.

Additionally, model compares indirectly patients treated with olaparib (based on characteristics of Study 19) and patients treated with bevacizumab (based on characteristics of OCEAN study), what supposes another limitation of the analysis, due of the absence of Matching-adjusted indirect comparisons or a network meta-analysis.

A further limitation inherent to budget impact analyses is the future market shares of the treatments. In the present analysis, although real market data were used to approximate the current utilization rate, establishing the distribution of the maintenance therapies used over five years results in uncertainty that has repercussions, in absolute terms, in the final results of the analysis.

Another limitation is the lack of a national cost database. Therefore, the unit cost of some parameters, such as the genetic test to identify *BRCA* mutations or intravenous administration, may vary between autonomous

communities and even between centres. With regard to the types of costs included, as previously mentioned, no other direct costs associated with disease management were considered. In addition, to simplify the model, only the costs of AE related to chemotherapy were considered, since this was the only common treatment with a fixed duration, regardless of subsequent maintenance therapy. The rates of AE associated with maintenance treatments after chemotherapy are not high, and therefore the weight they would have on the model's economic performance would have been minimal (< 1% of the total budgetary impact).

To evaluate the uncertainty associated with these limitations, a univariate sensitivity analysis was performed on the values considered in the base case and the assumptions made. This showed the parameters related to the calculation of the target population had the greatest impact on the result. Anyway, a further validation of clinical outcomes presented in this analysis would be needed.

In conclusion, improving OC treatment continues to be a challenge, mainly due to the late diagnosis of the disease and the poor efficacy of conventional treatments. The introduction of new targeted treatments is an important advance in the management of maintenance treatments in selected patients, albeit at the expense of an increase in health expenditure. In this context, our study shows, based on a non-adjusted indirect comparison, that olaparib used as maintenance therapy after a second and successive lines of chemotherapy, results in fewer women progressing and more remaining in the initial lines, thus delaying the need for successive chemotherapy lines that worsen their quality of life. The study results show that the use of olaparib as maintenance treatment in women with *BRCA*-mutation positive HGSOE would have a reasonable and moderate economic impact on the NHS, based on the total expenditure on cancer drugs in Spain.

## Funding

This study has been funded by AstraZeneca.

## Acknowledgments

The authors thank Alba Villacampa, his contribution in the design of the analysis and the elaboration of the model.

## Conflict of interests

Jordi Ginés has received fees from Roche Pharma and AstraZeneca. Dr. Garcias has received fees from AstraZeneca. Laura Delgado, Luis Cordero and Carlota Moya-Alarcón work for AstraZeneca which is the developer of the studio. David Carcedo works for the consultancy Oblisque Consulting, who received a grant from ASTRAZENECA for the realization of the study.

## Contribution to scientific literature

This study provides an estimate of the budgetary impact of olaparib in patients with *BRCA* mutation-positive high-grade serous ovarian, fallopian tube, or primary peritoneal cancer. Data is provided on its overall impact as well as by treatment line. It shows that women under maintenance treatment with olaparib would remain in initial lines, thus delaying the need for subsequent lines of chemotherapy.

## Bibliography

1. Ferlay J, Steliarova-Foucher E, Lortet-Tieulent J, Rosso S, Coebergh JWW, Comber H, *et al.* Cancer incidence and mortality patterns in Europe: estimates for 40 countries in 2012. [accessed: June 2017]. *Eur J Cancer.* 2013;49(6):1374-403. Available at: <http://globocan.iarc.fr>
2. Santaballa A, Barretina P, Casado A, García Y, González-Martín A, Guerra E, *et al.* SEOM Clinical Guideline in ovarian cancer (2016). *Clin Transl Oncol.* 2016;18(12):1206-12.
3. Guarneri V, Piacentini F, Barbieri E, Conte PF. Achievements and unmet needs in the management of advanced ovarian cancer. *Gynecol Oncol.* 2010;117(2):152-8.
4. Heintz AP, Odicino F, Maisonneuve P, Quinn MA, Benedet JL, Creasman WT, *et al.* Carcinoma of the ovary. FIGO 26th Annual Report on the Results of Treatment in Gynecological Cancer. *Int J Gynaecol Obstet.* 2006;95(Suppl. 1):S161-92.
5. Ledermann JA, Raja FA, Fotopoulou C, Gonzalez-Martin A, Colombo N, Sessa C. Newly diagnosed and relapsed epithelial ovarian carcinoma: ESMO Clinical Practice Guidelines for diagnosis, treatment and follow-up. *Ann Oncol.* 2013;24(Suppl. 6):vi24-vi32.
6. Prat J. Ovarian carcinomas: five distinct diseases with different origins, genetic alterations, and clinicopathological features. *Virchows Arch.* 2012;460(3):237-49.
7. Cancer Genome Atlas Research Network. Integrated genomic analyses of ovarian carcinoma. *Nature.* 2011;474(7353):609-15.

8. Hope JM, Blank S V. Current status of maintenance therapy for advanced ovarian cancer. *Int J Womens Health*. 2010;1:173-80.
9. European public assessment reports [EPAR]. European Medicines Agency [EMA]. [accessed: June 2017]. Available at: [http://www.ema.europa.eu/ema/index.jsp?curl=pages/medicines/landing/epar\\_search.jsp&mid=WCOb01ac058001d124](http://www.ema.europa.eu/ema/index.jsp?curl=pages/medicines/landing/epar_search.jsp&mid=WCOb01ac058001d124)
10. Alsop K, Fereday S, Meldrum C, DeFazio A, Emmanuel C, George J, et al. BRCA mutation frequency and patterns of treatment response in BRCA mutation-positive women with ovarian cancer: a report from the Australian Ovarian Cancer Study Group. *J Clin Oncol*. 2012;30(21):2654-63
11. Ledermann J, Harter P, Gourley C, Friedlander M, Vergote I, Rustin G, et al. Olaparib maintenance therapy in patients with platinum-sensitive relapsed serous ovarian cancer: a preplanned retrospective analysis of outcomes by BRCA status in a randomised phase 2 trial. *Lancet Oncol*. 2014;15(8):852-61.
12. Burger RA, Brady MF, Bookman MA, Fleming GF, Monk BJ, Huang H, et al. Incorporation of Bevacizumab in the Primary Treatment of Ovarian Cancer. *Obstet Gynecol Surv*. 2012;67(5):289-90.
13. Aghajanian C, Blank S V., Goff BA, Judson PL, Teneriello MG, Husain A, et al. OCEANS: A randomized, double-blind, placebo-controlled phase III trial of chemotherapy with or without bevacizumab in patients with platinum-sensitive recurrent epithelial ovarian, primary peritoneal, or fallopian tube cancer. *J Clin Oncol*. 2012;30(17):2039-45.
14. Hanker LC, Loibl S, Burchardi N, Pfisterer J, Meier W, Pujade-Lauraine E, et al. The impact of second to sixth line therapy on survival of relapsed ovarian cancer after primary taxane/platinum-based therapy. *Ann Oncol Off J Eur Soc Med Oncol*. 2012;23(10):2605-12.
15. Consejo General de Colegios Oficiales de Farmacéuticos (CGCOF). Base de datos del Consejo General de Colegios Oficiales de Farmacéuticos 2016 [accessed: June 2017]. Available at: [www.portalfarma.com](http://www.portalfarma.com)
16. Real Decreto-Ley (RDL) 8/2010, de 20 de mayo, por el que se adoptan medidas extraordinarias para la reducción del déficit público. *Boletín Oficial del Estado*. 2010;126:45070-128 [accessed: June 2017]. Available at: <http://www.boe.es/boe/dias/2010/05/24/pdfs/BOE-A-2010-8228.pdf>.
17. Bevacizumab for the treatment of recurrent advanced ovarian cancer. [Internet]. National Institute for Clinical Excellence. Single technology appraisal (STA). 2012 [Accessed: June 2017]. Available at: <https://www.nice.org.uk/guidance/ta285/documents/ovarian-fallopian-tube-and-primary-peritoneal-cancer-recurrent-advanced-platinum-sensitive-partially-platinum-sensitive-bevacizumab-roche2>
18. Gisbert R, Brosa M. Healthcare cost database eSALUD [Internet]. Oblikue Consulting, SL. [accessed: June 2017]. Available at: <http://www.oblikue.com/en/index.htm>
19. Gómez-Batiste X, Caja C, Espinosa J, Bullich I, Martínez-Muñoz M, Porta-Sales J et al. The Catalonia World Health Organization demonstration project for palliative care implementation: quantitative and qualitative results at 20 years. *J Pain Symptom Manage*. 2012;43(4):783-94
20. Perren TJ, Swart AM, Pfisterer J, Ledermann JA, Pujade-Lauraine E, Kristensen G, et al. A phase 3 trial of bevacizumab in ovarian cancer. *N Engl J Med*. 2011;365(26):2484-96.
21. Ley 5/2013 de 23 de diciembre, de Medidas Fiscales, de Gestión Administrativa y Financiera, y de Organización de la Generalitat. [Internet]. DOCV núm 7181, de 27 de diciembre de 2013. 2013. Available at: <http://www.boe.es/boe/dias/2014/01/31/pdfs/BOE-A-2014-970.pdf>
22. Hettle R, Posnett J, Borrill J. Challenges in economic modeling of anticancer therapies: an example of modeling the survival benefit of olaparib maintenance therapy for patients with BRCA-mutated platinum-sensitive relapsed ovarian cancer. *J Med Econ*. 2015;18(7):516-24
23. Meehan RS, Chen AP. New treatment option for ovarian cancer: PARP inhibitors. *Gynecol Oncol Res Pract*. 2016;3:3.
24. Smith HJ, Walters Haygood CL, Arend RC, Leath CA, Straughn JM. PARP inhibitor maintenance therapy for patients with platinum-sensitive recurrent ovarian cancer: A cost-effectiveness analysis. *Gynecol Oncol*. 2015;139(1):59-62.
25. Barnett JC, Alvarez Secord A, Cohn DE, Leath CA, Myers ER, Havrilesky LJ. Cost effectiveness of alternative strategies for incorporating bevacizumab into the primary treatment of ovarian cancer. *Cancer*. 2013;119(20):3653-61.
26. Mehta DA, Hay JW. Cost-effectiveness of adding bevacizumab to first line therapy for patients with advanced ovarian cancer. *Gynecol Oncol*. 2014;132(3):677-83.
27. Schaffer EM, Coles TM, Wysham WZ, Roque DR, Kim KH, Wheeler SB. Adding Bevacizumab To Single-Agent Chemotherapy For The Treatment Of Platinum-Resistant Recurrent Ovarian Cancer: A Cost-Effectiveness Analysis Of The Aurelia Trial. *Value Health*. 2015;18(7):A461.
28. Hinde S, Epstein D, Cook A, Embleton A, Perren T, Sculpher M. The Cost-Effectiveness of Bevacizumab in Advanced Ovarian Cancer Using Evidence from the ICON7 Trial. *Value Health*. 2016;19(4):431-9.
29. Almarza C. Evolución y tendencias del mercado farmacéutico español Quintiles IMS. Enero 2017 [accessed: June 2017]. Available at: [http://static.correofarmacaceutico.com/docs/2017/01/19/mercado\\_farmacaceutico.pdf](http://static.correofarmacaceutico.com/docs/2017/01/19/mercado_farmacaceutico.pdf)
30. Antoñanzas F, Oliva J, Velasco M, Zozaya N, Lorente R, López-Bastida J. Costes directos e indirectos del cáncer en España. *Cuad Económicos Icc*. 2007;72:280-309.
31. Angioli R, Capriglione S, Aloisi A, Miranda A, de Cicco Nardone C, Terranova C, et al. Economic Impact Among Family Caregivers of Patients With Advanced Ovarian Cancer. *Int J Gynecol Cancer*. 2015;25(8):1541-6.

## Supplementary material

**Table S1.** Target population of women who join the model each year

	%	5-year prevalence	Annual incidence				
		Year 1	Year 1	Year 2	Year 3	Year 4	Year 5
N cases of OC in Spain		7,925	3,513	3,556	3,598	3,639	3,681
Advanced stage OC	75%	5,944	2,635	2,667	2,699	2,729	2,761
Advanced epithelial OC	90%	5,349	2,371	2,400	2,429	2,457	2,485
Serous high-grade epithelial OC	70%	3,745	1,660	1,680	1,700	1,720	1,739
BRCA mutation test	70%	2,621	1,162	1,176	1,190	1,204	1,218
BRCA mutation identified	20%	524	232	235	238	241	244
Platinum-based chemotherapy-treated (1L)	91%	-	211	214	216	219	221
In platinum-sensitive relapsing (≥2L)	65%	341	-	-	-	-	-
<b>Target population</b>		<b>341</b>	<b>211</b>	<b>214</b>	<b>216</b>	<b>219</b>	<b>221</b>

OC: ovarian cancer; L: therapeutic line.

341 estimated prevalent patients enter the model in first year. Estimated incident patients (211 to 221) enter the model consecutively every year in first line.

**Table S2.** Distribution of platinum-based chemotherapy regimens among the patients through the four treatment lines for olaparib and W&W as maintenance therapy\*

Chemotherapy	First line	Second line	Third line	Fourth line
Carboplatin + Paclitaxel	58%	67%	40%	30%
Carboplatin + Gemcitabine	22%	18%	35%	35%
Carboplatin + Pegylated liposomal doxorubicin	20%	15%	25%	35%

\* For bevacizumab as maintenance therapy, Carboplatin + Paclitaxel and Carboplatin + Gemcitabine are the platinum-based chemotherapy regimen for first and second line, respectively.

**Table S3.** Distribution between maintenance treatments through the treatment lines for the scenarios analysed (without and with olaparib)

Scenarios	Therapy adm. in the previous line	Therapy adm. in this line	Year 1	Year 2	Year 3	Year 4	Year 5
<b>Maintenance treatment after first line chemotherapy</b>							
Without and with olaparib	-	W&W	64%	64%	64%	64%	64%
	-	Bevacizumab	36%	36%	36%	36%	36%
<b>Maintenance treatment after second line chemotherapy</b>							
	Therapy adm. in 1st line	Therapy adm. in 2nd line	Year 1	Year 2	Year 3	Year 4	Year 5
Without olaparib	W&W	W&W	74%	74%	74%	74%	74%
	Bevacizumab	Bevacizumab	26%	26%	26%	26%	26%
With olaparib	W&W	W&W	100%	100%	100%	100%	100%
		Olaparib	60%	60%	62%	64%	56%
	Bevacizumab	W&W	15%	18%	20%	22%	34%
		Olaparib	25%	22%	18%	14%	10%
Olaparib	W&W	35%	28%	22%	17%	15%	
	Olaparib	65%	72%	78%	83%	85%	
<b>Maintenance treatment after third line chemotherapy</b>							
	Admissions therapy on the 2nd line	Therapy adm. In 3rd line	Year 1	Year 2	Year 3	Year 4	Year 5
Without olaparib	W&W	W&W	100%	100%	100%	100%	100%
	Bevacizumab	W&W	100%	100%	100%	100%	100%
With olaparib	W&W	W&W	75%	80%	82%	85%	88%
		Olaparib	25%	20%	18%	15%	12%
	Bevacizumab	W&W	75%	77%	80%	82%	84%
		Olaparib	25%	23%	20%	18%	16%
Olaparib	W&W	100%	100%	100%	100%	100%	
	Olaparib	W&W	100%	100%	100%	100%	100%
<b>Maintenance treatment after fourth line chemotherapy</b>							
	Therapy adm. in 3rd line	Therapy adm. In 4th line	Year 1	Year 2	Year 3	Year 4	Year 5
Without olaparib	W&W	W&W	100%	100%	100%	100%	100%
With olaparib	W&W	W&W	70%	75%	77%	80%	83%
		Olaparib	30%	25%	23%	20%	17%
	Olaparib	W&W	100%	100%	100%	100%	100%

W&W: watch and wait; Adm: administered

**Table S4.** Monthly cost of doublet chemotherapy and maintenance treatments

Treatment	Dosage	Mg/cycle	Cost/cycle *	Cost/month *	Alternative cost/month
Carboplatin	400 mg/m <sup>2</sup> /cycle	704	€ 107.57	€ 143.43	-
Gemcitabine	1 g/m <sup>2</sup> days 1 and 8 of the cycle	3520	€ 153.82	€ 205.10	Carbo + gem <sup>^</sup> € 1,402.36
Doxorubicin / PLD	50 mg/m <sup>2</sup> each 4 weeks	66	€ 18.02	€ 24.02	Carbo + PLD € 870.01 / € 2,473.37
Paclitaxel	175 mg/m <sup>2</sup> /cycle	308	€ 402.34	€ 536.45	Carbo + pacl <sup>^</sup> € 1,382.43
Bevacizumab	1.5 mg/kg/cycle	1.095	€ 3,223.20	€ 4,297.59	€ 4,648.87 <sup>^</sup>
Olaparib	400 mg twice daily	-	-	€ 4,780.80	€ 4,780.80

Carbo: carboplatin, Gem: gemcitabine, Pacl: paclitaxel, PLD: pegylated liposomal doxorubicin. The price used is the ex-factory price consulted in the Botplus, applying the deduction of RDL 8/2010 to May 2017 for bevacizumab (7.5%) and olaparib (4%). The mean weight used for the calculation was 73 kg and the mean body surface was 1.76 m<sup>2</sup>. In all cases, where possible, optimization of vials was considered. \* One cycle consists of 21 days (3 weeks) and one month consists of 28 days (4 weeks).

<sup>^</sup> Includes the cost of IV administration of € 263.46 per infusion.

**Table S5.** Estimation of cost of AE due to chemotherapy

Adverse event	Rate *	Unit cost
Neutropenia	15.1%	€ 186.90 <sup>18</sup>
Febrile neutropenia	1.9%	€ 2,650.86 <sup>18</sup>
Thrombocytopenia	2.0%	€ 524.04 <sup>18</sup>
Arterial thromboembolic event	1.4%	€ 3,527.54 <sup>18</sup>
Venous thromboembolic event	1.8%	€ 2,716.20 <sup>18</sup>
		<b>€ 183.85</b>

\* Standard Chemotherapy arm of ICON7 study<sup>20</sup>

**Table S6.** Results for drug and administration costs, breakdown by treatment line (euro x 1,000)

SCENARIO WITHOUT OLAPARIB	Year 1	Year 2	Year 3	Year 4	Year 5
1L	€ 4,727	€ 6,135	€ 6,536	€ 6,701	€ 6,806
2L	€ 2,126	€ 1,956	€ 2,211	€ 2,337	€ 2,507
3L	€ 758	€ 352	€ 444	€ 495	€ 530
4L	€ 542	€ 263	€ 245	€ 299	€ 332
4L+ (BSC)	€ 365	€ 231	€ 181	€ 169	€ 201
<b>TOTAL</b>	<b>€ 8,517</b>	<b>€ 8,938</b>	<b>€ 9,617</b>	<b>€ 10,000</b>	<b>€ 10,377</b>
SCENARIO WITH OLAPARIB	Year 1	Year 2	Year 3	Year 4	Year 5
1L	€ 4,727	€ 6,135	€ 6,536	€ 6,701	€ 6,806
2L	€ 2,425	€ 3,218	€ 4,402	€ 5,190	€ 5,852
3L	€ 1,736	€ 1,533	€ 2,625	€ 2,262	€ 1,803
4L	€ 679	€ 742	€ 933	€ 941	€ 914
4L+ (BSC)	€ 359	€ 187	€ 139	€ 126	€ 156
<b>TOTAL</b>	<b>€ 9,925</b>	<b>€ 11,814</b>	<b>€ 14,634</b>	<b>€ 15,220</b>	<b>€ 15,532</b>
BUDGETARY IMPACT	Year 1	Year 2	Year 3	Year 4	Year 5
1L	€ 0	€ 0	€ 0	€ 0	€ 0
2L	€ 299	€ 1,262	€ 2,191	€ 2,853	€ 3,345
3L	€ 978	€ 1,180	€ 2,181	€ 1,767	€ 1,273
4L	€ 137	€ 479	€ 688	€ 642	€ 583
4L+ (BSC)	€ -6	€ -45	€ -42	€ -42	€ -45
<b>TOTAL</b>	<b>€ 1,408</b>	<b>€ 2,876</b>	<b>€ 5,018</b>	<b>€ 5,220</b>	<b>€ 5,155</b>

BSC: best supportive care

Cost of AE due to chemotherapy and testing cost for BRCA mutation are not included in this table